

TRIPARK

TECHNICAL SPECIFICATION



TRIPARK TECHNICAL SPECIFICATION

Omer's Tripark is a compact triple car stacker allowing you to park several cars in an extremely limited space. The Tripark is uniquely designed to accommodate most SUV's, wheel-drive vehicles and even low clearance sport cars. It is also equipped with a galvanized platform that is specifically designed to prevent water of fluids from the vehicles on the upper platforms from dripping down on the vehicles below. It is engineered to be user-friendly and lift vehicles smoothly, quickly and safely into position.

As the Tripark do not require a pit, they can retrofitted into existing structures.

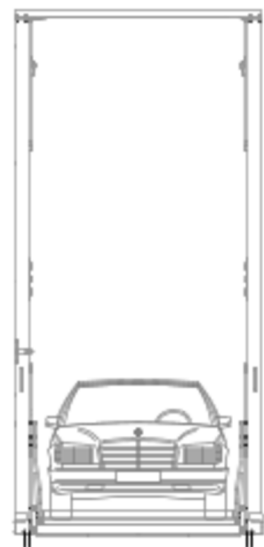
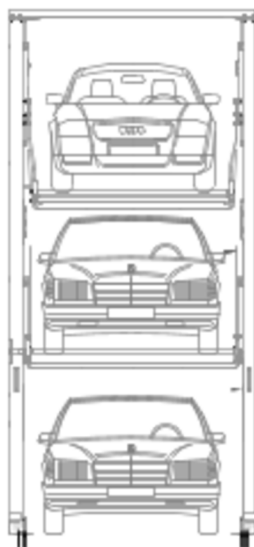
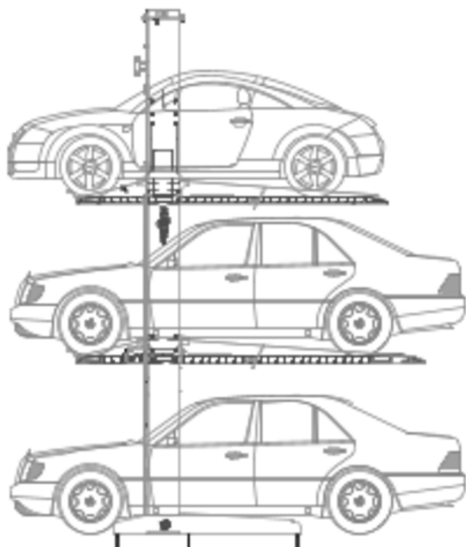
SPECIFICATION TABLE

	Capacity	Standard Lifting Height	Standard Platform lower / upper	Ascent/ Descent upper platform	Ascent/ Descent lower platform	Pit	Power	Power supply	Standard Weight	
TRIPARK	2,500 kg per platform	1,790mm 1,700mm 1,930mm	2,175mm x 3,900mm and 2,070mm x 3,620mm	40s / 20s	75s / 40s	N/A	2.5 kw	400 v / 50 Hz	2,300 kg	

TRIPARK

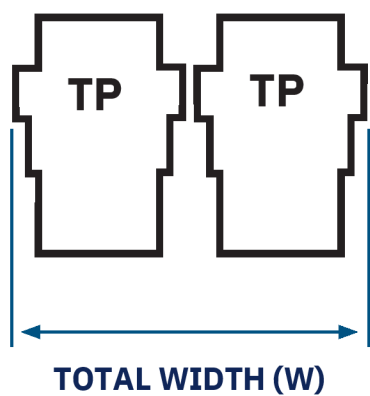
APPLICATIONS:

- Commercial and industrial car parks
- Valet parking
- Hotel and motel parking
- Residential parking
- Vehicle storage



For enquiries please contact us at info@hlsequipment.com

MULTIPLE CAR STACKERS - WIDTH REQUIREMENTS



No. of Bays	Minimum Width required in mm (W)	Total Cars Parked (S)	*Dimensions based on TP2516
2	5320	6	
3	7980	9	
4	10690	12	
5	13300	15	
6	15900	18	
7	18620	21	
8	21280	24	



The supporting structure is formed in a manner which enables the sliding movement, along the columns, of the system, in a smooth and silent way. Meanwhile, its robustness guarantee the total security of the vehicle positioned on the platform.



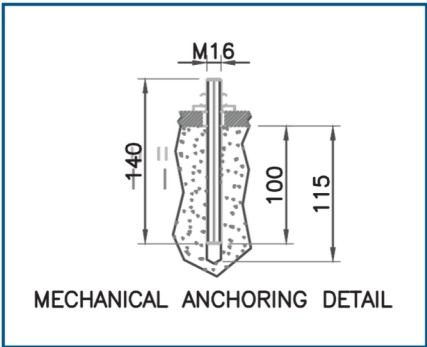
Tripark's platforms are slightly down bended, in the front part of the same, in order to aid and lean car's wheels onto front stops of the platform and avoid that the vehicle itself could move backwards, stopping any possibility of let it fall out from the platform itself.



This detail of the torsion bar support shows that the position of the pin vs. the rack can be adjusted by shifting the support.



The mechanical locking safety device, mounted on the platform, is placed close to the tooth rack of the torsion bar and allows the platform to stop, in a secured position every three centimeters, which is the distance between one tooth and another of the tooth rack.



■ STANDARD □ OPTIONAL

DESCRIPTION	TRIPARK	NOTE
Standard colours: BLUE RAL 5005 and SILVER RAL 9006	■	
2 columns complete with lifting cylinders	■	
2 platform in galvanised plate	■	
1 torsion bar	■	
2 front wheel stop bars	■	
1 "dead man" push-button board	■	
1 hydraulic control unit with motor	■	
Power Supply: 415V/3Ph/50Hz	■	
Mechanical and electrical safety devices	■	
Nylon Package	■	
Push-button board support	□	
Waterproof galvanised cover for control unit for outdoor installation	□	
Waterproof push-button board IP 65	□	
Flashing light	□	
Audible warning kit	□	
Hand pump set	□	
Vehicle Presence Sensor under the Platform	■	
Hot Galvanisation	□	



Designed for Australian site conditions



Engineered & Manufactured in Europe

COMPLIANCE DATA

TRIPARK SYSTEMS CONFORM TO:

- AS 3000
- AS Part 1601
- ISO 9001
- AS 60204
- AS1217.1
- EN14010

Please note: Dimensions and drawings within this technical specification are to be used as a guide only. Consultation with HLS Equipment is required for all projects.



Product of

For enquiries please contact us at info@hlsequipment.com